



PINNACLE
SeamLESS
EHR CERTIFIED LEVEL

EHR Meaningful Use Guide for HITECH Attestation



in partnership with
Medicfusion
EHR for Chiropractors

Getting Started

This guide will help ensure that you meet or exceed the core and menu objectives required for HITECH Meaningful Use. Please read this guide carefully to understand the Meaningful Use Objectives requirements and how to use Seamless to meet these benchmarks. There are a total of 25 Meaningful Use Objectives: 15 are Core Objectives and 10 are Menu Objectives. All 15 Core Objectives must be met, however, only 5 of the 10 Menu Objectives need to be met. Note: Some measures can be satisfied with a single “yes/no” attestation, can be excluded from, or are automated for you. Some measures require more frequent activity from provider or staff. Questions? Video Tutorials are available at www.Seamlesswiki.com. If you have a Mentor support package, phone support is available at 1-888-724-9646. Also, while logged into the Medicfusion EHR portal, click the Support button located at the bottom of your Medicfusion home page.

Before Your Attestation

1. You must possess (and have access to for the entire attestation period) certain software for the collection, storage, retrieval and reporting of data:
 - Pinnacle SeamLess with eSuite
 - Medicfusion EHR with ePrescribe
2. This data is collected to satisfy Meaningful Use Objectives. The Meaningful Use Objectives are itemized on the right. A high level of familiarity with the Objectives themselves will be key to your success in achieving them.
3. Check your readiness for attestation by producing an Automated Measures Report. To produce this report, on your Medicfusion home page:
 - Go to Reports, HITECH, Automated Measures Report
 - Select the From and To Dates
 - Click “Generate Report”

Tip! Generate this report as frequently as you like to ensure your office’s data will meet the requirements.
4. The numbers on your Automated Measures report will be used to fill out your attestation at the end of your reporting period, so you need all of the Objectives that you will be attesting to be at or above the required threshold.

For additional information on the Medicare EHR Incentive Program visit: http://www.cms.gov/Regulations-and-Guidance/Legislation/EHRIncentivePrograms/Downloads/Beginners_Guide.pdf

Eligible Professional Core Objectives:

- (1) Use Computerized Provider Order Entry (CPOE) for medication orders directly entered by any licensed healthcare professional who can enter orders into the medical record per state, local and professional guidelines.
Required Program: Medicfusion ePrescribe
- (2) Implement drug-drug and drug-allergy interaction checks.
Required Program: Medicfusion ePrescribe
- (3) Maintain an up-to-date problem list of current and active diagnoses.
Required Program: Seamless
- (4) Generate and transmit permissible prescriptions electronically (Medicfusion ePrescribe).
Required Program: Medicfusion ePrescribe
- (5) Maintain active medication list.
Required Program: Medicfusion ePrescribe
- (6) Maintain active medication allergy list.
Required Program: Medicfusion ePrescribe
- (7) Record all of the following demographics:
(A) Preferred language. (D) Ethnicity.
(B) Gender. (E) Date of birth.
(C) Race.
Required Program: Seamless
- (8) Record and chart changes in the following vital signs:
(A) Height. (D) Calculate and display body mass index (BMI).
(B) Weight. (E) Plot and display growth charts for children
(C) Blood pressure. 2–20 years, including BMI.
Required Program: Seamless
- (9) Record smoking status for patients 13 and older.
Required Program: Seamless
- (10) Report ambulatory clinical quality measures to CMS or, in the case of Medicaid EPs, the states.
Required Program: Medicfusion EHR
- (11) Implement one clinical decision support rule relevant to specialty or high clinical priority along with the ability to track compliance with that rule.
Required Program: Medicfusion EHR
- (12) Provide patients with an electronic copy of their health information (including diagnostics test results, problem list, medication lists, medication allergies) upon request.
Required Program: Medicfusion EHR
- (13) Provide clinical summaries for patients for each office visit.
Required Program: Medicfusion EHR
- (14) Capability to exchange key clinical information (for example: problem list, medication list, allergies, and diagnostic test results), among providers of care and patient authorized entities electronically.
Required Program: Medicfusion EHR
- (15) Protect electronic health information created or maintained by the certified EHR technology through the implementation of appropriate technical capabilities.
Required Program: Self-assessment

Eligible Professional Menu Objectives:

- (1) Implement drug formulary checks.
Required Program: Medicfusion ePrescribe
- (2) Incorporate clinical lab-test results into EHR as structured data.
Required Program: Medicfusion EHR
- (3) Generate lists of patients by specific conditions to use for quality improvement, reduction of disparities, research, or outreach.
Required Program: Medicfusion EHR
- (4) Send patient reminders per patient preference for preventive/follow-up care.
Required Program: Medicfusion EHR
- (5) Provide patients with timely electronic access to their health information (including lab results, problem list, medication lists, and allergies) within 4 business days of the information being available to the EP.
Required Program: Medicfusion EHR
- (6) Use certified EHR technology to identify patient-specific education resources and provide those resources to the patient if appropriate.
Required Program: Medicfusion EHR
- (7) The EP who receives a patient from another setting of care or provider of care or believes an encounter is relevant should perform medication reconciliation.
Required Program: Medicfusion EHR
- (8) The EP who transitions their patient to another setting of care or provider of care or refers their patient to another provider of care should provide summary care record for each transition of care or referral.
Required Program: Medicfusion EHR
- (9) Capability to submit electronic data to immunization registries or immunization information systems and actual submission according to applicable law and practice.
Required Program: Medicfusion EHR
- (10) Capability to submit electronic syndromic surveillance data to public health agencies and actual submission according to applicable law and practice.
Required Program: Medicfusion EHR

Note:

Unlike the Core Objectives, which are all required unless you can claim exclusion, you only have to report on 5 of the 10 menu objectives above. At least one of the 5 that you choose must be either number 9 or 10 from the above list.



Eligible Professional Core Objectives:

Measure 1 of 15

Objective: Use computerized provider order entry (CPOE) for medication orders directly entered by any licensed healthcare professional who can enter orders into the medical record per state, local and professional guidelines.

Measure: More than 30 percent of all unique patients with at least one medication in their medication list seen by the EP have at least one medication order entered using CPOE.

Exclusion: Any EP who writes fewer than 100 prescriptions during the EHR reporting period.

Measure Link:

http://www.cms.gov/Regulations-and-Guidance/Legislation/EHRIncentivePrograms/downloads/1_CPOE_for_Medication_Orders.pdf



Seamless Users:

Program: Medicfusion EHR and Medicfusion ePrescribe
You MUST have an ePrescribe license for this measure!
Chiropractors can claim exclusion from this measure. See Exclusion above.

Eligible Professional Core Objectives:

Measure 2 of 15

Objective: Implement drug-drug and drug-allergy interaction checks.

Measure: The EP has enabled this functionality for the entire EHR reporting period.

Exclusion: No exclusion.

Measure Link:

http://www.cms.gov/Regulations-and-Guidance/Legislation/EHRIncentivePrograms/downloads/2_Drug_Interaction_ChecksEP.pdf



Seamless Users:

Program: Medicfusion EHR and Medicfusion ePrescribe
You MUST have an ePrescribe license for this measure!
Step 1: You will simply attest, "Yes," as Medicfusion ePrescribe provides these checks automatically.

Eligible Professional Core Objectives:

Measure 3 of 15

Objective: Maintain an up-to-date problem list of current and active diagnoses.

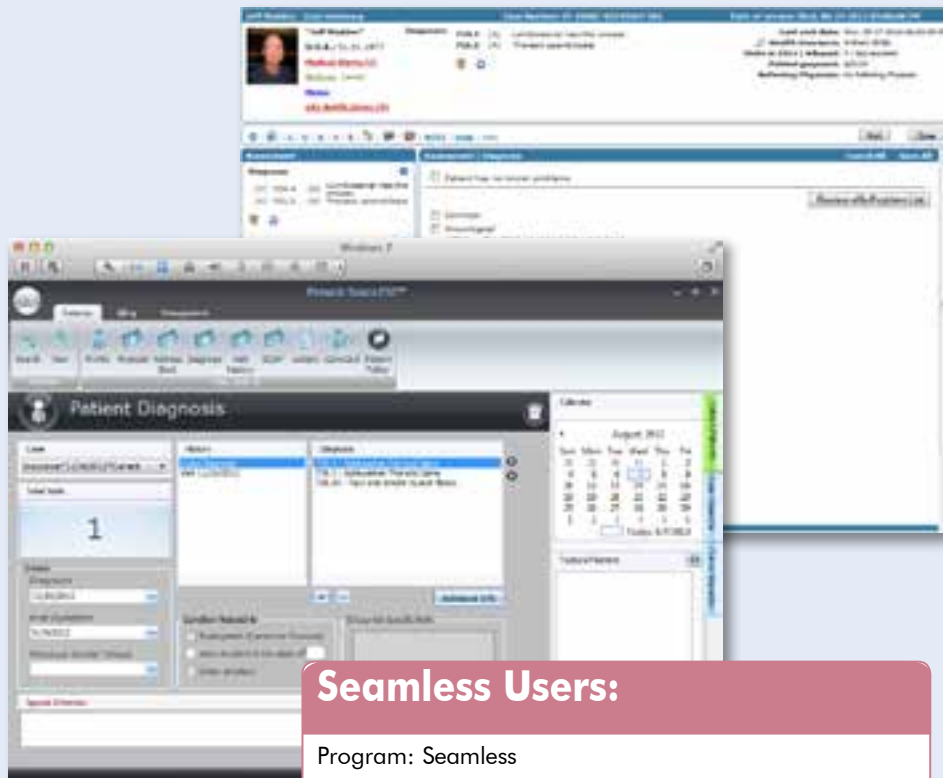
Measure: More than 80 percent of all unique patients seen by the EP have at least one entry or an indication that no problems are known for the patient recorded as structured data.

Exclusion: No exclusion.

TIP: Structured data means that the data has been entered in the fields provided in the EHR. You can't get this wrong!

Measure Link:

http://www.cms.gov/Regulations-and-Guidance/Legislation/EHRIncentivePrograms/downloads/3_Maintain_Problem_ListEP.pdf



Seamless Users:

Program: Seamless

Step 1: Enter Diagnosis Codes in Seamless EHR -
Diagnosis Codes automatically populate in the
Medicfusion SOAP Note

Eligible Professional Core Objectives:

Measure 4 of 15

Objective: Generate and transmit permissible prescriptions electronically (eRx).

Measure: More than 40 percent of all permissible prescriptions written by the EP are transmitted electronically using certified EHR technology.

Exclusion: Any EP who writes fewer than 100 prescriptions during the EHR reporting period.

Measure Link:

http://www.cms.gov/Regulations-and-Guidance/Legislation/EHRIncentivePrograms/downloads/4_e-prescribing.pdf



Seamless Users:

Program: Medicfusion EHR and Medicfusion ePrescribe
You **MUST** have an ePrescribe license for this measure!
This measure applies only to EP's prescribing more than
100 prescriptions per month.

Step 1: Open a Medicfusion SOAP

Step 2: Select Plan/Prescription

Step 3: Select the Prescribe button

Step 4: Use tools provided to prescribe and transmit
medications.

Step 5: SAVE

Tutorial: http://www.youtube.com/watch?v=e8ckB_jZWic&feature=youtu.be

Eligible Professional Core Objectives:

Measure 5 of 15

Objective: Maintain active medication list.

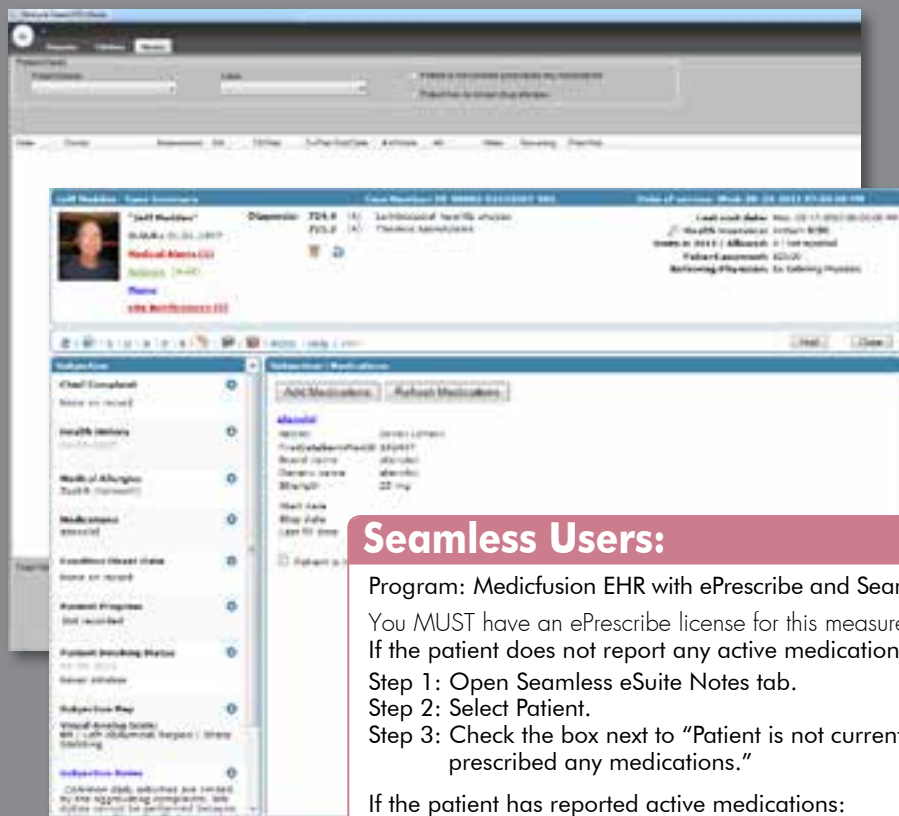
Measure: **More than 80 percent** of all unique patients seen by the EP have at least one entry (or an indication that the patient is not currently prescribed any medication) recorded as structured data.

Exclusion: No exclusion.

TIP: Structured data means that the data has been entered in the fields provided in the EHR. You can't get this wrong!

Measure Link:

http://www.cms.gov/Regulations-and-Guidance/Legislation/EHRIncentivePrograms/downloads/5_Active_Medication_List.pdf



Seamless Users:

Program: Medicfusion EHR with ePrescribe and Seamless

You MUST have an ePrescribe license for this measure!

If the patient does not report any active medications:

Step 1: Open Seamless eSuite Notes tab.

Step 2: Select Patient.

Step 3: Check the box next to "Patient is not currently prescribed any medications."

If the patient has reported active medications:

Step 1: Open a Medicfusion SOAP

Step 2: Select Medications from the Subjective section

Step 3: To Add Medication, select "Add Medications" OR "Select Patient is not currently prescribed any medications"

Step 4: Select "Refresh Medications" when finished

Eligible Professional Core Objectives:

Measure 6 of 15

Objective: Maintain active medication allergy list.

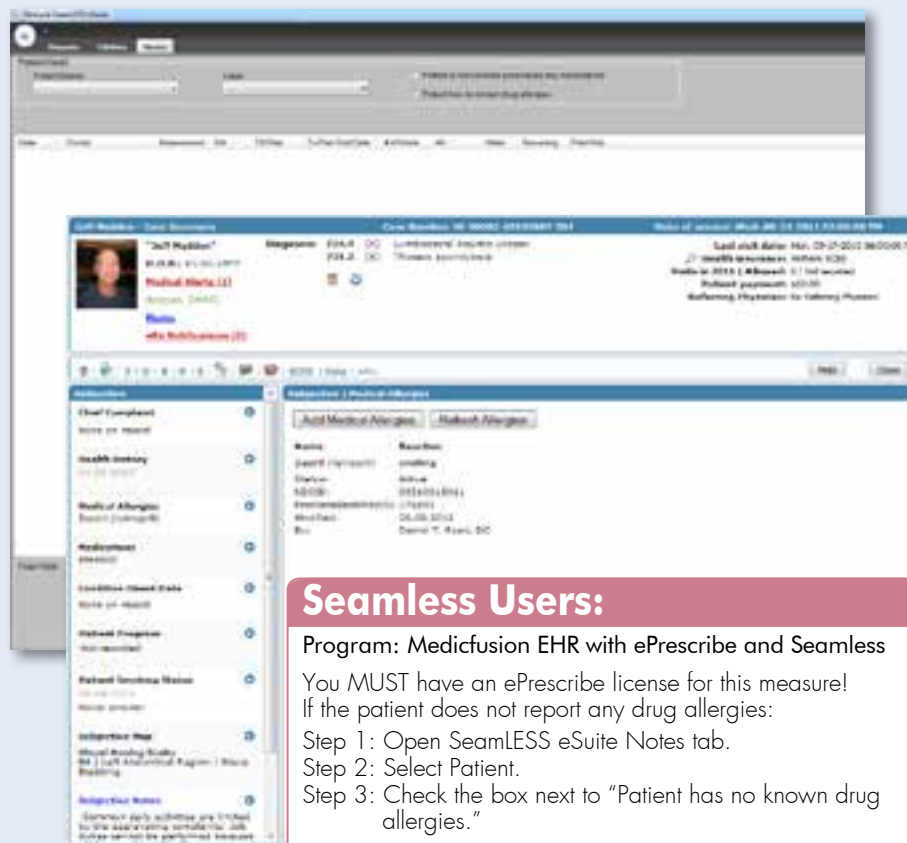
Measure: **More than 80 percent** of all unique patients seen by the EP have at least one entry (or an indication that the patient has no known medication allergies) recorded as structured data.

Exclusion: No exclusion.

TIP: Structured data means that the data has been entered in the fields provided in the EHR. You can't get this wrong!

Measure Link:

http://www.cms.gov/Regulations-and-Guidance/Legislation/EHRIncentivePrograms/downloads/6_Medication_Allergy_List.pdf



Seamless Users:

Program: Medicfusion EHR with ePrescribe and Seamless

You MUST have an ePrescribe license for this measure!

If the patient does not report any drug allergies:

Step 1: Open Seamless eSuite Notes tab.

Step 2: Select Patient.

Step 3: Check the box next to "Patient has no known drug allergies."

If the patient reports a drug allergy:

Step 1: Open a Medicfusion SOAP

Step 2: Select Medical Allergies from the Subjective Section

Step 3: Select "Add Allergies" to add Allergies OR Select "Patient has no known drug allergies"

Step 4: Select "Refresh Allergies" when finished

Eligible Professional Core Objectives:

Measure 7 of 15

Objective: Record all of the following demographics:

- (A) Preferred language
- (B) Gender
- (C) Race
- (D) Ethnicity
- (E) Date of birth

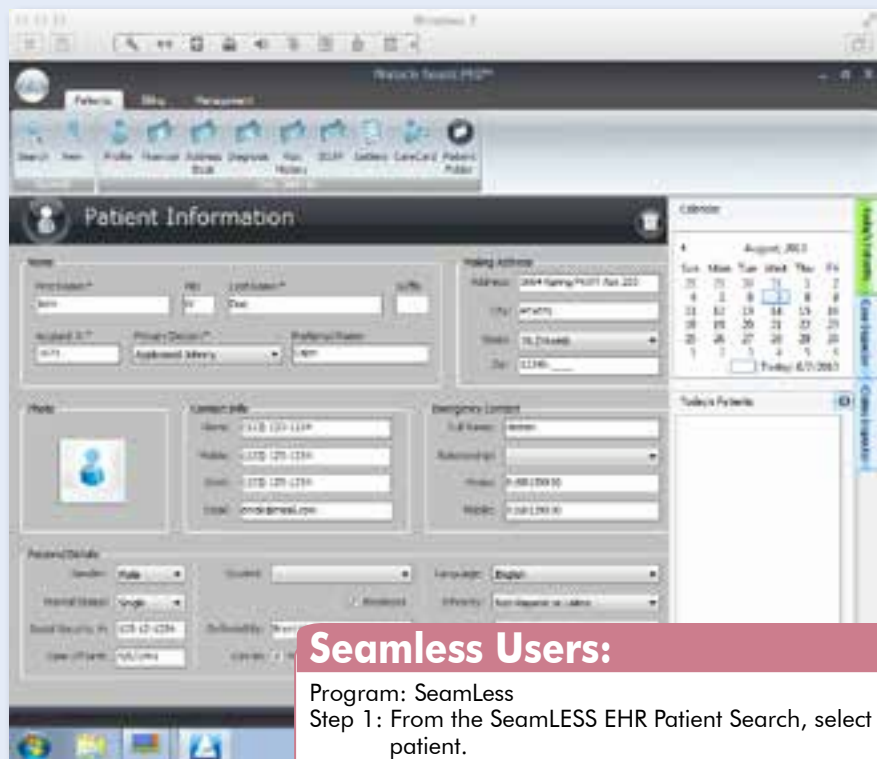
Measure: **More than 50 percent** of all unique patients seen by the EP have demographics recorded as structured data.

Exclusion: No exclusion.

TIP: Structured data means that the data has been entered in the fields provided in the EHR. You can't get this wrong!

Measure Link:

http://www.cms.gov/Regulations-and-Guidance/Legislation/EHRIncentivePrograms/downloads/7_Record_Demographics.pdf



Seamless Users:

Program: SeamLess

Step 1: From the SeamLESS EHR Patient Search, select a patient.

Step 2: In the Patient Profile, enter data.

Step 3: SAVE

Eligible Professional Core Objectives:

Measure 8 of 15

Objective: Record and chart changes in vital signs.

- (A) Height
- (B) Weight
- (C) Blood pressure

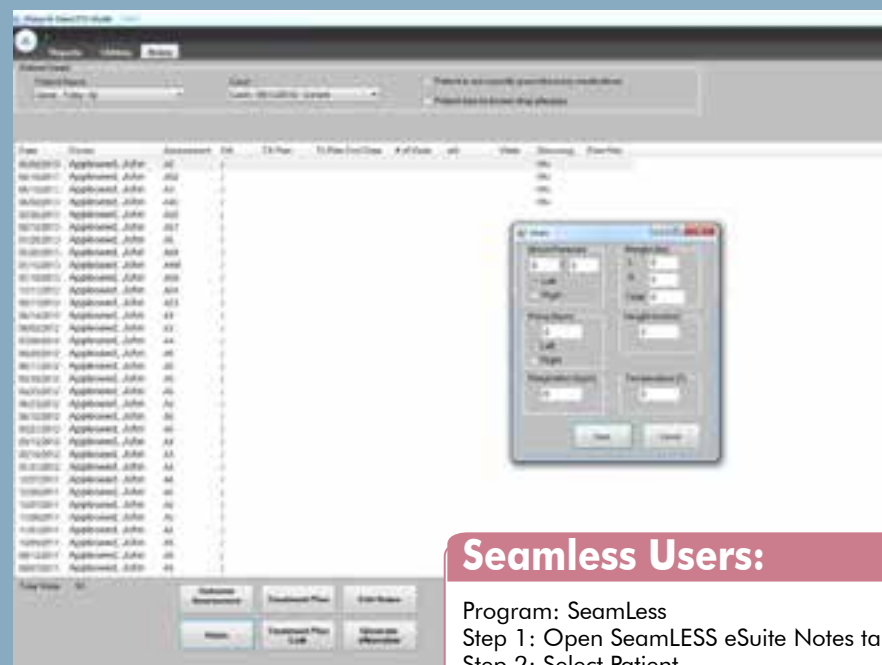
Measure: **More than 50 percent** of all unique patients age 2 and over seen by the EP, where height, weight, and blood pressure are recorded as structured data.

Exclusion: Any EP who either sees no patients 2 years or older, or who believes that all three vital signs of height, weight, and blood pressure of their patients have no relevance to their scope of practice.

TIP: Height, weight and blood pressure need to be recorded on every patient over 2 years of age. Medicfusion automatically calculates BMI and plots growth charts!

Measure Link:

<http://www.cms.gov/Regulations-and-Guidance/Legislation/EHRIncentivePrograms/downloads/8RecordVitalSigns.pdf>



Seamless Users:

Program: SeamLess

Step 1: Open SeamLESS eSuite Notes tab.

Step 2: Select Patient.

Step 3: Click the Vitals button and enter all data.

Step 4: SAVE

Eligible Professional Core Objectives:

Measure 9 of 15

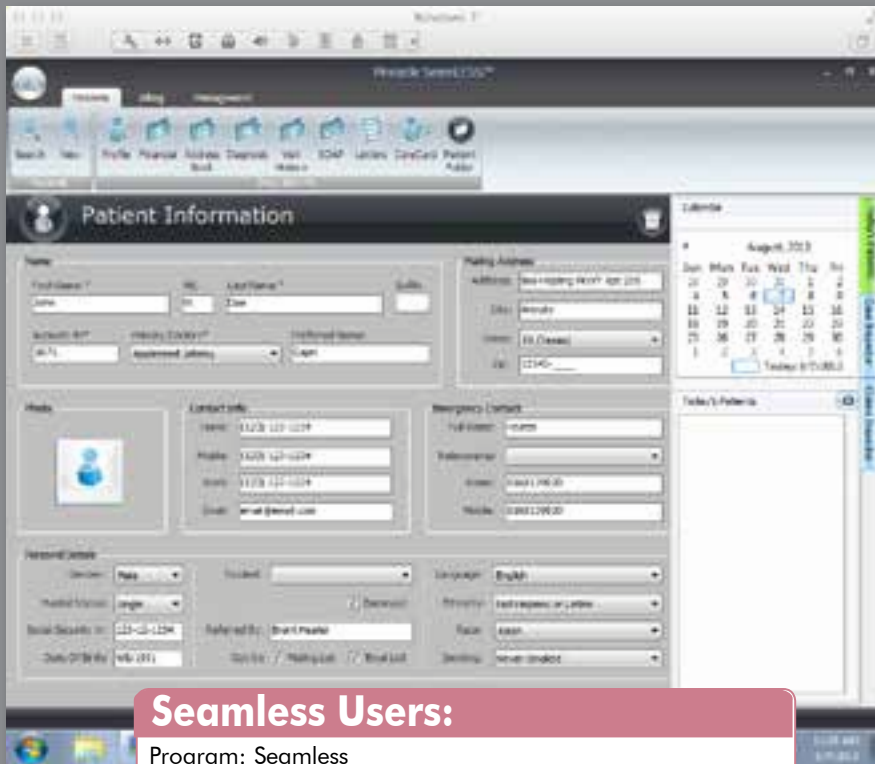
Objective: Record smoking status for patients 13 and older.

Measure: **More than 50 percent** of all unique patients 13 and older seen by the EP have smoking status recorded as structured data.

Exclusion: Any EP who sees no patients 13 years or older.

Measure Link:

http://www.cms.gov/Regulations-and-Guidance/Legislation/EHRIncentivePrograms/downloads/9_Record_Smoking_Status.pdf



Seamless Users:

Program: Seamless

Step 1: From the SeamLESS Patient Search, select a patient.

Step 2: In the Patient Profile, enter data.

Step 3: SAVE

Eligible Professional Core Objectives:

Measure 10 of 15

Objective: Report ambulatory clinical quality measures to CMS.

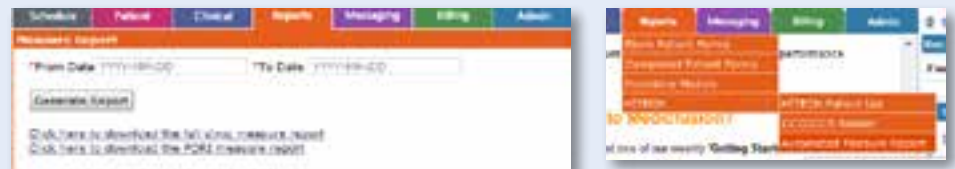
Measure: Successfully report to CMS those ambulatory clinical quality measures selected by CMS in the manner specified by CMS.

Exclusion: No exclusion.

TIP: The CQM numbers are automatically generated based on your patient population and information recorded as a result of patient visits. For Meaningful Use Stage 1, you must generate these numbers AND submit them to CMS. For Stage 1, there are no specific benchmarks with respect to the numbers generated for the clinical quality measures.

Measure Link:

http://www.cms.gov/Regulations-and-Guidance/Legislation/EHRIncentivePrograms/downloads/10_Clinical_Quality_Measures.pdf



Seamless Users:

Program: Medicfusion EHR

Step 1: Go to the Reports, HITECH, Automated Measures Report

Step 2: Select the From and To Dates

Step 3: Click Generate Report - *Required for Attestation – check regularly as to status of vs. thresholds for Core Objectives and Menu Objectives. Enter pertinent numerators and denominators where requested when Attesting.*

Step 4: Click here to download full clinic measure report

Step 5: Click here to download the PQRI measure report - *Required for Attestation – The PQRI report tracks CQM's (Clinical Quality Measures). Enter denominators and numerators from system where requested when Attesting. There are no benchmarks for these measures so you do not need to run reports for status. There are 9 CQM's:*

3 Core Measures:

NQF 0013 – Hypertension: Blood Pressure Measurement

NQF 0028 – Preventative Care and Screening Measure Pair a) Tobacco Use Assessment

b) Tobacco Cessation

NQF 0421 – Adult Weight Screening and Follow Up

3 Alternate Core Measures:

NQF 0024 – Youth Weight Assessment

NQF 0038 – Childhood Immunization Status

NQF 0041 – Influenza Immunization for Patients > or = 50 Years Old

3 Additional Core Measures:

NQF 0061 – Diabetic Patients who have elevated mmhg > 140/90

NQF 0067 – Antiplatelet Therapy

NQF 0084 – Heart Failure – Warfarin Therapy

Numerators and Denominators for all 9 measures are calculated by the system. If any of the 3 Core Measures report a denominator of 0, you will be required to substitute an Alternative Core Measure. If you have 0 denominators for all 3 Core Measures, you must report on all 3 Alternative Core Measures even if all 6 Measures report a 0 for the denominator. You then complete the 3 Additional Core Measures even if the denominator is 0.

NOTE: Due to the nature of the CQM's, you may have numerous zero denominators meaning your numerator will be zero.

Eligible Professional Core Objectives:

Measure 11 of 15

Objective: Implement one clinical decision support rule relevant to specialty or high clinical priority along with the ability to track compliance with that rule.

Measure: Implement one clinical decision support rule.

Exclusion: No exclusion.

TIP: Medicfusion EHR will provide one basic clinical decision rule. You **MUST** have one rule in place for the duration of the period.

Measure Link:

http://www.cms.gov/Regulations-and-Guidance/Legislation/EHRIncentivePrograms/downloads/11_Clinical_Decision_Support_Rule.pdf



Seamless Users:

Program: Medicfusion EHR

Step 1: Admin Tab / Clinical Decision Support Rules

Step 2: Select a diagnosis code

Step 3: Complete the rule by entering the rule description, begin and end dates and click [add]

Eligible Professional Core Objectives:

Measure 12 of 15

Objective: Provide patients with an electronic copy of their health information (including diagnostic test results, problem list, medication lists, medication allergies) upon request.

Measure: **More than 50 percent** of all patients **who request an electronic copy** of their health information are provided it within 3 business days.

Exclusion: **Any EP that has no requests from patients or their agents for an electronic copy** of patient health information during the EHR reporting period.

Measure Link:

http://www.cms.gov/Regulations-and-Guidance/Legislation/EHRIncentivePrograms/downloads/12_Electronic_Copy_of_Health_Information.pdf



Seamless Users:

Program: Medicfusion EHR

Step 1: Open Soap Note, click on CCR

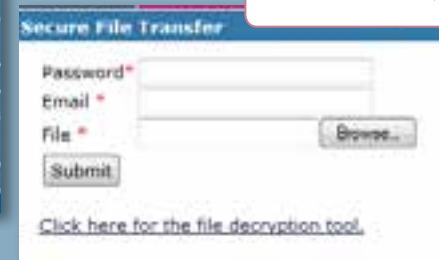
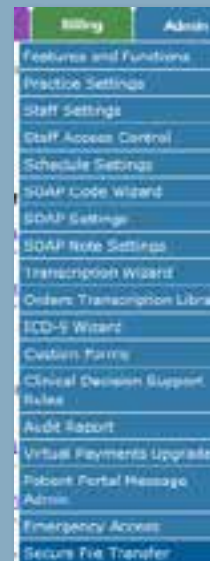
Step 2: Select OK to open file and then save

Step 3: Go to Reports, HITECH, CCD/CCR Reader, Browse to find file, click submit

Print a readable document or save it on a flash drive or other media for the patient.

Step 4: To email the encrypted file to the patient, go to Admin, Security File Transfer, create a password in conjunction with the patient, enter the patient's email address, find the file in the Browser, and click submit.

The patient receives an email where the files can be accessed, uses the pre-selected password, de-encrypts the file and then saves.



Eligible Professional Core Objectives:

Measure 13 of 15

Objective: Provide clinical summaries for patients for each office visit.

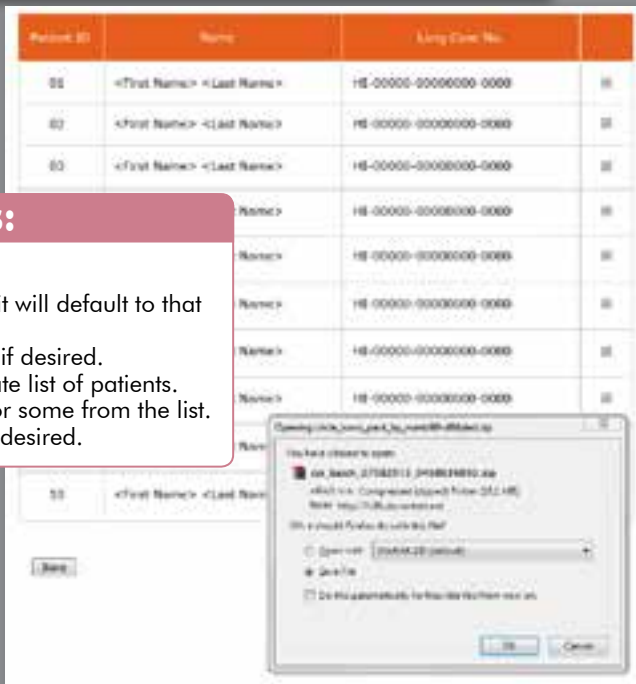
Measure: Clinical summaries provided to patients for **more than 50 percent** of all office visits within 3 business days.

Exclusion: Any EP who has no office visits during the EHR reporting period.

TIP: The clinical summary can either be given electronically or in paper form to the patient.

Measure Link:

http://www.cms.gov/Regulations-and-Guidance/Legislation/EHRIncentivePrograms/downloads/13_Clinical_Summaries.pdf



Seamless Users:

Program: Medicfusion EHR

- Step 1: Go to CCR Batch, it will default to that day.
- Step 2: Select date ranges if desired.
- Step 3: Click Go to generate list of patients.
- Step 4: You can select all or some from the list.
- Step 5: Save CCR's where desired.

Eligible Professional Core Objectives:

Measure 14 of 15

Objective: Capability to exchange key clinical information (for example: problem list, medication list, medication allergies, and diagnostic test results), among providers of care and patient authorized entities electronically.

Measure: Performed at least one test of certified EHR technology's capacity to electronically exchange key clinical information.

Exclusion: No exclusion.

TIP 1: To test means that you have attempted to deliver an encrypted CCD (Continuity of Care Document) file to another provider to whom you are referring your patient. It is not imperative whether the test succeeds or fails but simply the attempt that matters.

TIP 2: In order to protect yourself and your practice, it is advised that you undergo a Security Risk Analysis. More information on this can be found by going to this link: <https://hq136.infusionsoft.com/go/RAIABlite/EMRAdv/>

Measure Link:

http://www.cms.gov/Regulations-and-Guidance/Legislation/EHRIncentivePrograms/downloads/14_Electronic_Exchange_of_Clinical_Information.pdf

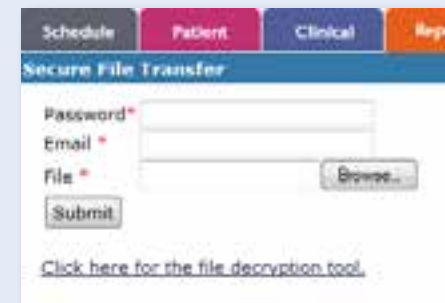


Seamless Users:

Program: Medicfusion EHR

- Step 1: In the Pending Queue, Click a patient name to Open a SOAP Note, click on CCR in the SOAP Note to generate the report.
- Step 2: Select OK to open file and the save it.
- Step 3: To email the encrypted file to the provider, go to Admin, Security File Transfer, create a password in conjunction with the provider, enter the provider's email address, find the file in the Browser in the location you saved it to in step 2, and then click submit.

The provider receives an email where the files can be accessed, uses the pre-selected password, de-encrypts the file and then saves.



Eligible Professional Core Objectives:

Measure 15 of 15

Objective: Protect electronic health information created or maintained by the certified EHR technology through the implementation of appropriate technical capabilities.

Measure: Conduct or review a security risk analysis in accordance with the requirements under 45 CFR 164.308(a)(1) and implement security updates as necessary and correct identified security deficiencies as part of its risk management process.

Exclusion: No exclusion.

TIP: To meet this objective you must perform an independent security risk review. Some suggestions include:

- Make sure no one in the office is using the default Medicfusion password.
- Make sure that all staff members have their own id and password.
- Make sure staff are not sharing ids/passwords (eg "everyone knows my id and password").
- Review staff access privileges (Admin tab / Staff Access Control).
- Make sure there are no post-it notes with ids and passwords on monitors, under keyboards etc.
- Change passwords, if necessary, to comply with findings.
- Make sure former employees, temp employees not currently working do not have access to the system.
- Become familiar with the Medicfusion Audit Tool found under Admin tab / Audit Report.
- Hire a consultant to assess your exposure.

Measure Link:

http://www.cms.gov/RegulationsandGuidance/Legislation/EHRIncentivePrograms/downloads/15_Core_ProtectElectronicHealthInformation.pdf

Eligible Professional Menu Objectives

Measure 1 of 10

Objective: Implement drug formulary checks.

Measure: Eligible professionals (EPs) must attest YES to having enabled this functionality and having had access to at least one internal or external formulary for the entire EHR reporting period to meet this measure.

Exclusion: **An EP who writes fewer than 100 prescriptions during the EHR reporting period can be excluded** from this objective and associated measure. EPs must enter '0' in the Exclusion box to attest to exclusion from this requirement.

TIP: We have just moved from the Core Objectives to the Menu Objectives. You are only required to achieve 5 of the 10 following Menu Objectives and one of them **MUST** be either #9 or #10.

Measure Link:

http://www.cms.gov/RegulationsandGuidance/Legislation/EHRIncentivePrograms/downloads/1_Drug_Formulary_Checks.pdf



Seamless Users:

Program: Medicfusion EHR and ePrescribe
You MUST have an ePrescribe license for this measure!

Eligible Professional Menu Objectives

Measure 2 of 10

Objective: Incorporate clinical lab test results into EHR as structured data.

Measure: **More than 40 percent** of all clinical lab test results ordered by the EP during the EHR reporting period whose results are either in a positive/negative or numerical format are incorporated in certified EHR technology as structured data.

Exclusion: **An EP who orders no lab tests whose results are either in a positive/negative or numeric format during the EHR reporting period.**

TIP: You must have the ORDER for a lab recorded before the RESULTS can be counted for Meaningful Use!

Measure Link:

http://www.cms.gov/Regulations-and-Guidance/Legislation/EHRIncentivePrograms/downloads/2_Clinical_Lab_Test_Results.pdf

Seamless Users

Program: Medicfusion EHR

Step 1: Go to the SOAP Note, under the Objective Section click on Lab Results, and enter the pertinent information and click save. The information will be posted below.

Step 2: To select an HL7 Report to upload, Browse for the Report and click Upload. The report then will be posted below.

You may qualify for an exclusion from this measure. See Exclusion above.

Eligible Professional Menu Objectives

Measure 3 of 10

Objective: Generate lists of patients by specific conditions to use for quality improvement, reduction of disparities, research, or outreach.


Measure: Generate at least one report listing patients of the EP with a specific condition.

Exclusion: No exclusion.

TIP: There are no specific criteria required for this list. Generate whatever list seems useful or appropriate to your office. Generating at least one list fulfills the objective.

Measure Link:

http://www.cms.gov/Regulations-and-Guidance/Legislation/EHRIncentivePrograms/downloads/3_Patient_Lists.pdf



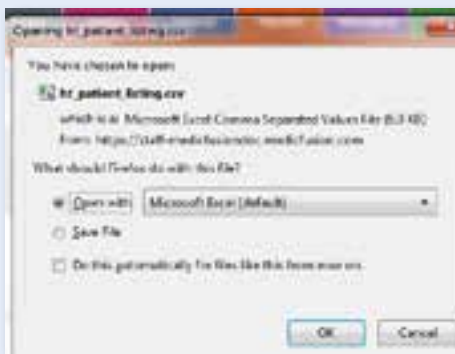
Seamless Users:

Program: Medicfusion EHR

Step 1: Go to Reports, HITECH, and HITECH Patient List.

Step 2: Use any of the filter options and then click Print to generate the report.

Step 3: Select OK to open the report.



Eligible Professional Menu Objectives

Measure 4 of 10

Objective: Send reminders to patients per patient preference for preventive/follow-up care.

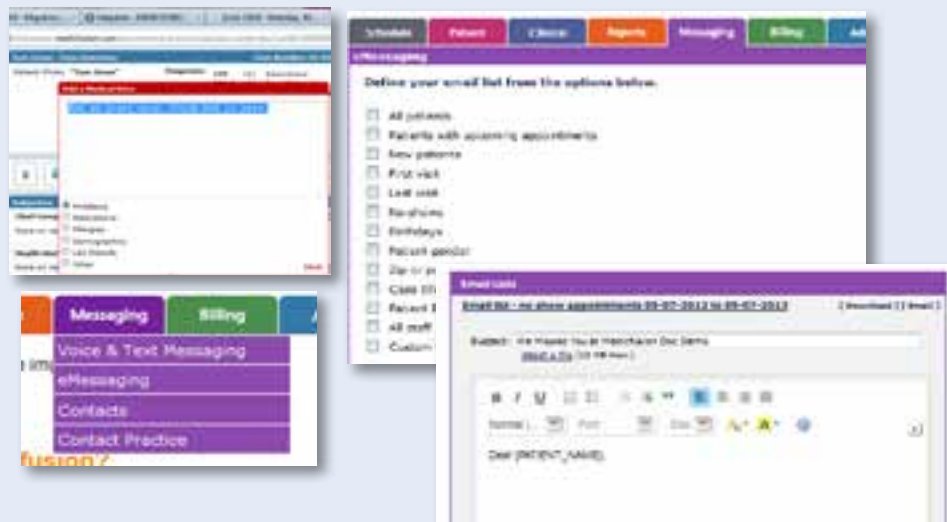
Measure: **More than 20 percent** of all patients 65 years or older or 5 years old or younger were sent an appropriate reminder during the EHR reporting period.

Exclusion: An EP who has no patients 65 years old or older or 5 years old or younger with records maintained using certified EHR technology.

TIP: You may utilize this feature to prompt reminders for all of your patients, but only those patients 65 and older or 5 and younger will be measured for the objective. Also, it is very important to recognize that the population of patients 65 and older or 5 and younger includes **EVERYONE** who reaches those ages during the reporting period, whether you have seen them recently for a visit or not.

Measure Link:

http://www.cms.gov/Regulations-and-Guidance/Legislation/EHRIncentivePrograms/downloads/4_Patient_Reminders.pdf



Seamless Users:

Program: Medicfusion EHR

Medicfusion is designed to send out reminders to all patients automatically, you can use these additional messaging features as well.

- Step 1:** Open up SOAP Note and enter appropriate reminder/s in the Medical Alerts box. You can then access these alerts in the HITECH Patient List by selecting the Medical Alerts option.
- Step 2:** Go to Messaging, eMessaging
- Step 3:** Using the filter options, create list, select Next, click on the email list, and click Email
- Step 4:** Voice and Texting works similarly
- Step 5:** Patients can also be Emailed and or Voice and/or Texted directly by using the functionality located under the Patient File selected for that patient with the Find tool box located on the upper left of the Staff Portal Home Page.

Eligible Professional Menu Objectives

Measure 5 of 10

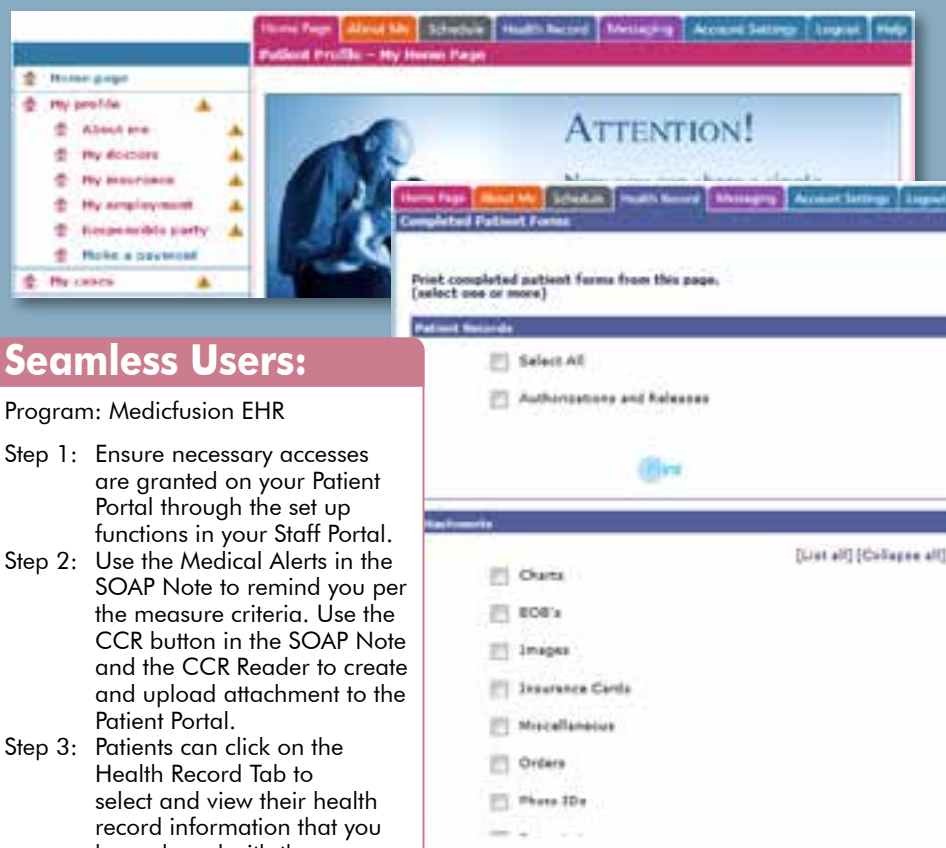
Objective: Provide patients with timely electronic access to their health information (including lab results, problem list, medication lists, and allergies) within 4 business days of the information being available to the EP.

Measure: **At least 10 percent** of all unique patients seen by the EP are provided timely (available to the patient within four business days of being updated in the certified EHR technology) electronic access to their health information subject to the EP's discretion to withhold certain information.

Exclusion: **Any EP that neither orders nor creates lab tests or information that would be contained in the problem list, medication list, medication allergy list** (or other information as listed at 45 CFR 170.304(g)) during the EHR reporting period.

Measure Link:

http://www.cms.gov/Regulations-and-Guidance/Legislation/EHRIncentivePrograms/downloads/5_Patient_Electronic_Access.pdf



Seamless Users:

Program: Medicfusion EHR

- Step 1:** Ensure necessary accesses are granted on your Patient Portal through the set up functions in your Staff Portal.
- Step 2:** Use the Medical Alerts in the SOAP Note to remind you per the measure criteria. Use the CCR button in the SOAP Note and the CCR Reader to create and upload attachment to the Patient Portal.
- Step 3:** Patients can click on the Health Record Tab to select and view their health record information that you have shared with them through the Patient Portal.

Eligible Professional Menu Objectives

Measure 6 of 10

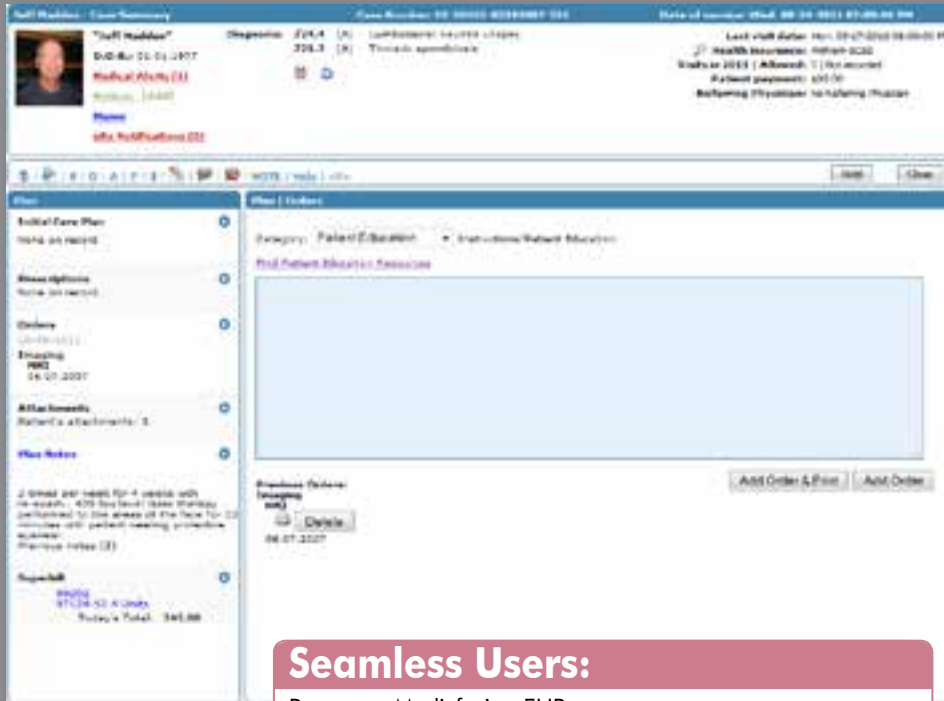
Objective: Use certified EHR technology to identify patient-specific education resources and provide those resources to the patient if appropriate.

Measure: **More than 10 percent** of all unique patients seen by the EP are provided patient-specific education resources.

Exclusion: No exclusion.

Measure Link:

http://www.cms.gov/Regulations-and-Guidance/Legislation/EHRIncentivePrograms/downloads/6_Patient-Specific_Education_Resources.pdf



Seamless Users:

Program: Medicfusion EHR

- Step 1: In the Pending Queue, click a patient name to Open a SOAP Note
- Step 2: Go to Plan Section
- Step 3: Select "Orders"
- Step 4: Select "Instructions/Patient Education"
- Step 5: Use Find Patient Education Resources link to find appropriate materials
- Step 6: Generate a printer-friendly version then copy and paste into order text box
- Step 7: Click either add order button

Eligible Professional Menu Objectives

Measure 7 of 10

Objective: The EP who receives a patient from another setting of care or provider of care or believes an encounter is relevant should perform medication reconciliation.

Measure: The EP performs medication reconciliation for **more than 50 percent** of transitions of care in which the patient is transitioned into the care of the EP.

Exclusion: An EP who was not the recipient of any transitions of care during the EHR reporting period.

Measure Link:

http://www.cms.gov/Regulations-and-Guidance/Legislation/EHRIncentivePrograms/downloads/7_Medication_Reconciliation.pdf



Seamless Users:

Program: Medicfusion EHR

You MUST have an ePrescribe license for this measure!

- Step 1: Open a Medicfusion SOAP
- Step 2: Select the Medications subsection in the Subjective section
- Step 3: If the patient has been treated somewhere else and presents with a medication list, select "Patient has transitioned in to care."
- Step 4: Select "Add Medications"
- Step 5: Select Med Hx
- Step 6: Select "Obtain New Data" to review historical data for the patient
- Step 7: You may add medications from the history into the patient's current medication list
- Step 8: If no history appears, or if the history is incompletely representing the patient's current medications, manually add the missing medications
- Step 9: Return to Medicfusion to attest Medication Reconciliation has been performed
- Step 10: Select "Refresh Medications"

Eligible Professional Menu Objectives

Measure 8 of 10

Objective: The EP who transitions their patient to another setting of care or provider of care or refers their patient to another provider of care should provide summary care record for each transition of care or referral.

Measure: The EP who transitions or refers their patient to another setting of care or provider of care provides a summary of care record for more than **50 percent of transitions of care and referrals**.

Exclusion: An EP who neither transfers a patient to another setting nor refers a patient to another provider during the EHR reporting period.

Measure Link:

http://www.cms.gov/Regulations-and-Guidance/Legislation/EHRIncentivePrograms/downloads/8_Transition_of_Care_Summary.pdf



Seamless Users:

Program: Medicfusion EHR

- Step 1: Click on Medications under Subjection
- Step 2: Select Patient Has Transitioned Into Care
- Step 3: Click The Refresh Button
- Step 4: Click CCR and Save
- Step 5: Browse for Browse for CCR and Submit

Eligible Professional Menu Objectives

Measure 9 of 10

Objective: Capability to submit electronic data to immunization registries or immunization information systems and actual submission according to applicable law and practice.

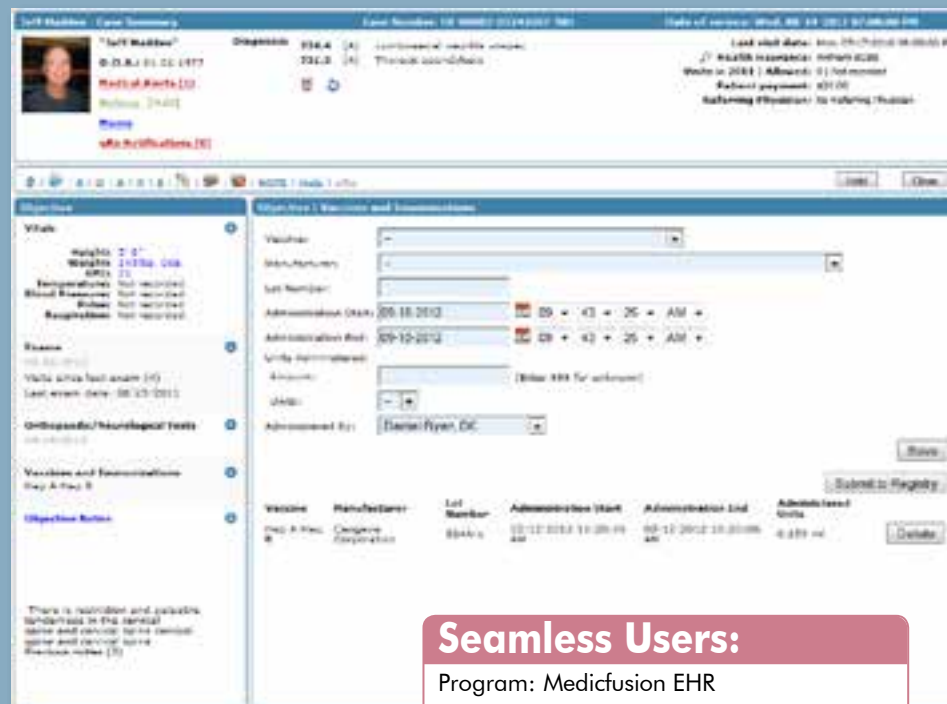
Measure: Performed at least one test of certified EHR technology's capacity to submit electronic data to immunization registries and follow up submission if the test is successful (unless none of the immunization registries to which the EP submits such information has the capacity to receive the information electronically).

Exclusion: An EP who administers no immunizations during the EHR reporting period or where no immunization registry has the capacity to receive the information electronically.

TIP: You may select this objective even if you are going to prove an exclusion to it. This is a viable and acceptable strategy for selection of your 5 Menu Objectives.

Measure Link:

http://www.cms.gov/Regulations-and-Guidance/Legislation/EHRIncentivePrograms/downloads/9_Immunization_Registries_Data_Submission.pdf



Seamless Users:

Program: Medicfusion EHR

- Step 1: Enter pertinent information
- Step 2: Click Save
- Step 3: If possible in your area, submit to an immunization registry.

Eligible Professional Menu Objectives

Measure 10 of 10

Objective: Capability to submit electronic syndromic surveillance data to public health agencies and actual submission according to applicable law and practice.

Measure: Performed at least one test of certified EHR technology's capacity to provide electronic syndromic surveillance data to public health agencies and follow-up submission if the test is successful (unless none of the public health agencies to which an EP submits such information has the capacity to receive the information electronically).

Exclusion: **An EP who does not collect any reportable syndromic information on their patients** during the EHR reporting period or does not submit such information to any public health agency that has the capacity to receive the information electronically.

TIP: You may select this objective even if you are going to prove an exclusion to it. This is a viable and acceptable strategy for selection of your 5 Menu Objectives.

Measure Link:

http://www.cms.gov/Regulations-and-Guidance/Legislation/EHRIncentivePrograms/downloads/10_Syndromic_Surveillance_Data_Submission.pdf

The screenshot shows the Medicfusion EHR interface. At the top, there's a patient summary for 'Terry Madson' with a date of birth of 01-23-1977. Below this, there are tabs for 'Objective' and 'Objective | Vaccines and Immunizations'. The 'Objective' tab is active, showing a form with fields for 'Vaccine', 'Manufacturer', 'Lot Number', 'Administration Date', 'Administration End', 'Unit Administration', 'Dose', 'UAC', and 'Administration By'. A table at the bottom lists vaccine records with columns for 'Vaccine', 'Manufacturer', 'Lot Number', 'Administration Start', 'Administration End', and 'Administration Date'. The 'Save' button is visible at the bottom right of the form.

Seamless Users:

Program: Medicfusion EHR

Step 1: Enter pertinent information

Step 2: Click Save

Step 3: If possible in your area, submit to a public health organization



918-743-7935
seamless@pinnaclemanagement.net
www.medicfusion.com/pinnacle



Medicfusion EMR V1.1 is 2011 Edition compliant and has been certified by Drummond Group Inc. an ONC10 ACB in accordance with the applicable certification criteria adopted by the Secretary of the U.S. Department of Health and Human Services. This certification does not represent an endorsement by the U.S. Department of Health and Human Services or guarantee the receipt of incentive payments. MediGeeks LLC, Certified 02/08/2013; Medicfusion EMR V1.1; Complete EHR Ambulatory, EHR:ICCF:003 Rev 120x2012; Certificate No. 020820130175415; Clinical Quality Measures tested: NQF0013, NQF0024, NQF0028, NQF0038, NQF0041, NQF0061, NQF0067, NQF0084, NQF0421; Additional software used: Email software, Medline Plus, Iguana 5, Gcrypt, MS Excel.